

Panel Profiles

Classic Rib®
 29 ga. 22900xx / 26 ga. 25114xx / 29 ga. (CF40) 22825xx
 36" Coverage

- Exposed fastened system
- Bell top trapezoidal rib
- Minimum slope 3:12
- 36" panel coverage
- 29 & 26 gauge

Pro-Panel II®
 29 ga. 22952xx / 26 ga. 25113xx / 29 ga. (CF40) 22840xx
 36" Coverage

- Exposed fastened system
- Flat top trapezoidal rib
- Minimum slope 3:12
- 36" panel coverage
- 29 & 26 gauge

1.25" Corrugated
 29 ga. 22918xx / 26 ga. 22618xx
 24" Coverage (Wall)

- Exposed fastened system
- Minimum slope 3:12
- 29 & 26 gauge
- 1/4" rib height

PBR-Panel
 26 ga. 25052xx / 24 ga. 28052xx
 36" Coverage

- Exposed fastened system
- Flat top trapezoidal rib
- Minimum slope 1:12
- 36" panel coverage
- 26 & 24 gauge
- 1-1/4" rib height
- Apply over open frame or solid substrate

Image II™
 16" - 26 ga. 25444xx / 24 ga. 27187xx
 16" Coverage with Striations

- Concealed fastened system
- Minimum slope 3:12
- 16" roof coverage
- 26 & 24 gauge
- 1" rib height

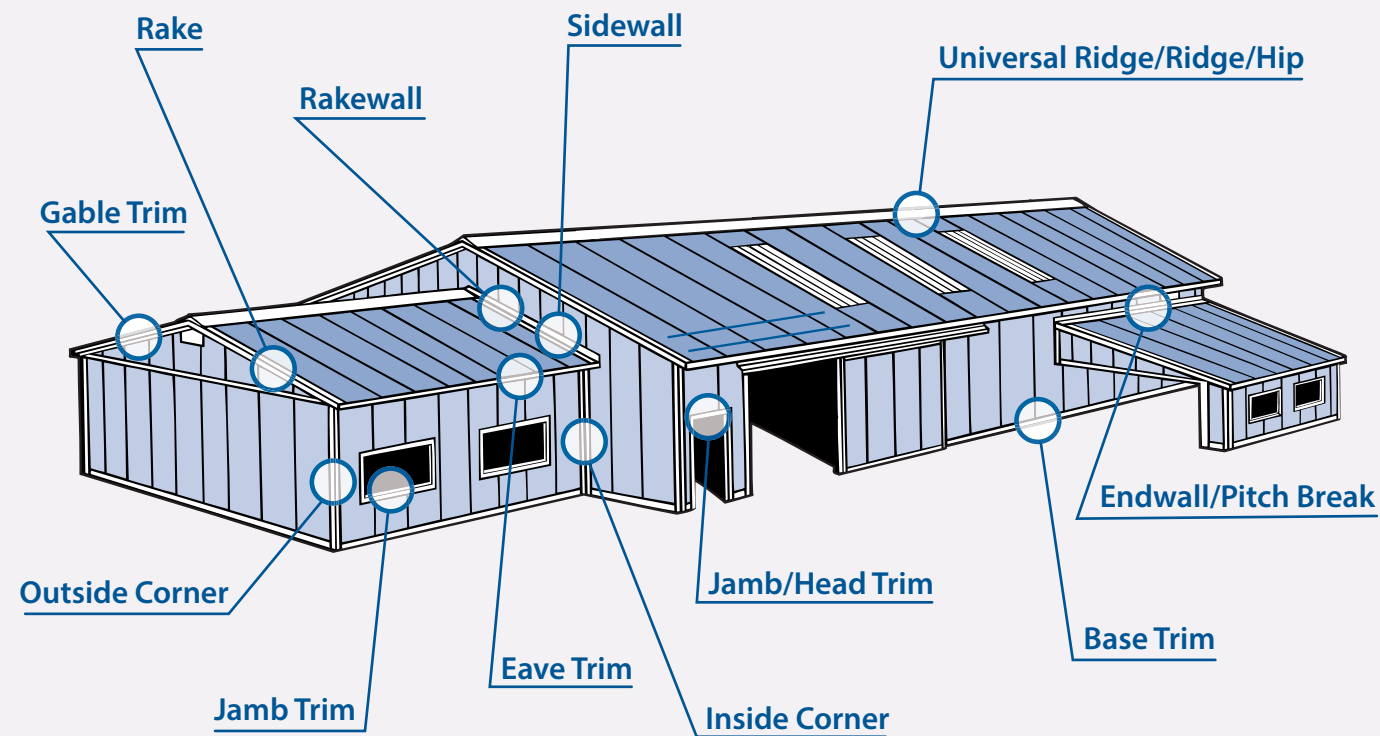
Vertical Seam
 16" - 26 ga. 25459xx / 24 ga. 28459xx
 16" Coverage with Striations

- Concealed clip fastened system
- Minimum slope varies
- 16" roof coverage
- 1-3/4" rib height
- 26 & 24 gauge

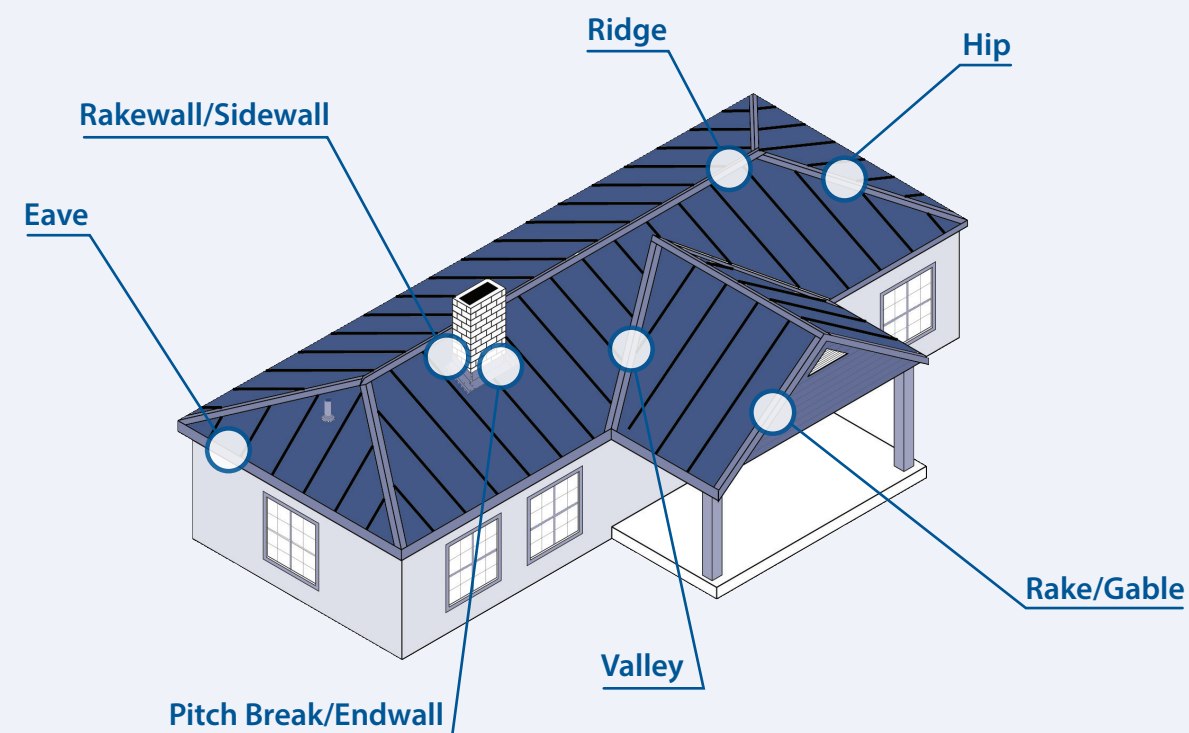
Standard Flashings and Trims

<p>14" Universal Ridge 29 ga. 42023xx</p>	<p>W-Valley 29 ga. 9-1/2" 42079xx</p>	<p>Eave Molding 29 ga. 42048xx</p>	<p>Eave Trim 29 ga. 42055xx</p>	<p>Gable Trim 29 ga. 42060xx</p>	<p>Rake Trim 29 ga. 42071xx</p>
<p>Inside Corner 29 ga. 42063xx</p>	<p>Outside Corner 29 ga. 42163xx</p>	<p>Gutter Apron 29 ga. 42591xx</p>	<p>Base Mold 29 ga. 42040xx</p>	<p>Rat Guard 29 ga. 42297xx</p>	<p>Pitch Break 29 ga. 53046xx</p>
<p>20" Universal Ridge 29 ga. 42072xx</p>	<p>Universal Endwall 29 ga. 42077xx</p>	<p>Universal Gambrel Flashing 29 ga. 42524xx</p>	<p>"J" Channel 29 ga. 42274xx</p>	<p>Universal Sidewall 29 ga. 42078xx</p>	<p>93° Wainscote 29 ga. 40189xx</p>
<p>Drip Cap 29 ga. 42044xx</p>	<p>Overhead Door Trim 29 ga. 42065xx</p> <p>Other sizes available</p>	<p>Post Trim 29 ga. 42067xx</p>	<p>Door Post Trim 29 ga. 42081xx</p>	<p>Mini Angle 29 ga. 42064xx</p>	<p>Universal Flashing 29 ga. 42076xx</p>
<p>1-1/4" Base Trim 26 ga. 55138xx 24 ga. 58138xx</p>	<p>PBR Jamb Trim 26 ga. 55208xx 24 ga. 58208xx</p>	<p>Eave Trim 26 ga. 55069xx 24 ga. 58069xx</p>	<p>PBR Rakewall 26 ga. 55902xx 24 ga. 58902xx</p>	<p>Outside Corner 26 ga. 55914xx 24 ga. 58914xx</p>	<p>Rake 26 ga. 55904xx 24 ga. 58904xx</p>
<p>Universal Ridge 26 ga. 55010xx 24 ga. 58018xx</p>	<p>Valley 26 ga. 53018xx 24 ga. 58018xx</p>	<p>Pitch Break 26 ga. 55048xx 24 ga. 58048xx</p>	<p>Inside Corner 26 ga. 55917xx 24 ga. 58917xx</p>	<p>Sculptured Rake 26 ga. 55911xx 24 ga. 58911xx</p>	<p>Sculptured Rake 26 ga. 55046xx 24 ga. 58046xx</p>
<p>7" Hip/Ridge Cover 26 ga. 50131xx 24 ga. 52131xx</p>	<p>Residential Rake Trim 26 ga. 50126xx 24 ga. 52126xx</p>	<p>Residential Rakewall 26 ga. 50129xx 24 ga. 52129xx</p>	<p>Residential Extended Eave 26 ga. 50134xx 24 ga. 52124xx</p>	<p>1.75" Z-Closure 26 ga. 55702xx 24 ga. 58702xx</p>	<p>1" Z-Closure 26 ga. 55603xx 24 ga. 58603xx</p>
<p>5" Hip/Ridge Cover 26 ga. 50130xx 24 ga. 52130xx</p>	<p>Residential W-Valley 26 ga. 50136xx 24 ga. 52136xx</p>	<p>Vertical Seam Rake Trim 26 ga. 50127xx 24 ga. 52127xx</p>	<p>Residential Eave 26 ga. 50022xx 24 ga. 52022xx</p>	<p>Pitch Break 26 ga. 53943xx 24 ga. 52943xx</p>	<p>Vertical Seam Clip 4923565</p>

Exposed Fastener/Multi Purpose Trims



Concealed Fastener Trims



Exposed Fastener/Multi Purpose

Concealed Fastener

PANEL AND FLASHING GUIDE

Color (Color Code)	CF40 Classic Rib™ Pro-Panel™		CF45 Classic Rib™ Pro-Panel™		1.25" Corrugated		PBR-Panel		Image II™		Vertical Seam	
	29 Ga.	26 Ga.	29 Ga.	26 Ga.	29 Ga.	26 Ga.	26 Ga.	24 Ga.	26 Ga.	24 Ga.	26 Ga.	24 Ga.
Ash Grey (25)	•	•	•	•	•	•	•		•		•	
Black (06)	•	•	•	•	•	•	•		•		•	
Bone White (94)		•										
Bright White (39)	•	•	•	•	•	•	•		•		•	
Brown (12)	•	•	•	•	•	•	•		•		•	
Buckskin (H10) ¹		•	•	•	•	•	•		•		•	
Burgundy (15)		•	•	•	•	•	•		•		•	
Burnished Slate (49)	•	•	•	•	•	•	•		•		•	
Carlsbad Canyon (10)		•	•	•	•	•	•		•		•	
Charcoal (17)	•	•	•	•	•	•	•		•		•	
Classic Green (66)								•		•		•
Dark Red (46)		•										
Dark Bronze (50)								•		•		•
Forest Green (26)	•	•	•	•	•	•	•		•		•	
Hawaiian Blue (70)		•	•	•	•	•	•		•		•	
Galvalume (41)		•	•	•	•	•	•		•		•	
Galvanized (00)		•	•	•	•	•	•		•		•	
Khaki (88)								•		•		•
Light Stone (63)	•	•	•	•	•	•	•		•		•	
Linen White (81)								•		•		•
Matte Black (106)								•		•		•
Medium Bronze (H4)								•		•		•
Mocha Tan (22)	•	•	•	•	•	•	•		•		•	
Native Copper (190)			•	•	•	•	•		•		•	
Ocean Blue (35)		•	•	•	•	•	•		•		•	
Old Zinc Grey (W29)								•		•		•
Patriot Red (73)			•	•	•	•	•		•		•	
Polar White (80)			•	•	•	•	•		•		•	
Red (24)	•	•	•	•	•	•	•		•		•	
Sandstone (W51)								•		•		•
Snowdrift White (W81)								•		•		•
Taupe (74)	•	•	•	•	•	•	•		•		•	
White (30)	•	•	•	•	•	•	•		•		•	
Zinc Grey (29)	•	•	•	•	•	•	•		•		•	
MS Crinkle Finish Colors												
Black (06T)		•										
Burnished Slate (49T)		•										
Charcoal (17T)		•										
MS Wood Grain Finishes												
Gray Barnwood (230)		•										
Gray Cedar (233)		•										
Hickory (231)		•										
Rough Cedar (232)		•										

² Available with added lead time from Midwest Plant
⁴ Same substrate as CF45 but only 20 year warranty


29 & 26 Gauge Colors MS Colorfast45® 45 year finish warranty



MS Wood Grain Finish Colors 20 year finish warranty



29 Gauge MS Crinkle Finish Colors 45 year finish warranty



24 Gauge PBR-Panel/Image II™/Vertical Seam Colors PVDF 45 year finish warranty



Additional 24 gauge colors available. Please inquire about availability.

¹ Color not available in PBR-Panel profile
² Premium color. Additional charge will apply
³ Available with added lead time from Midwest Plant

Representation of colors will vary due to printing limitations. Color Charts and Sample Color Chips are available upon request.

