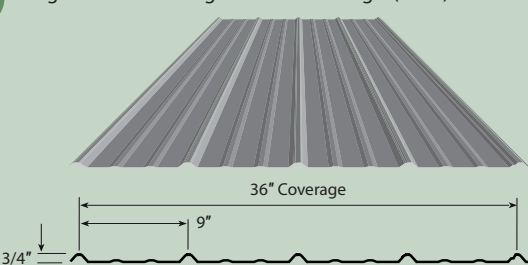


Panel Profiles

Classic Rib®

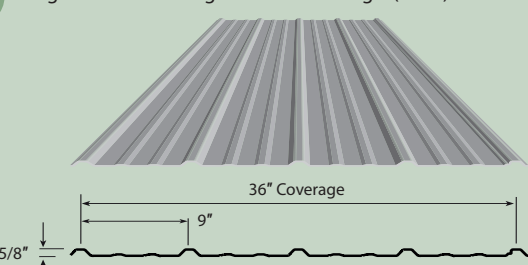
29 ga. 22934xx / 26 ga. 25114xx / 29 ga. (CF40) 22825xx



- Exposed fastened system
- Bell top trapezoidal rib
- Minimum slope 3:12
- 36" panel coverage
- 29 & 26 gauge
- Apply over open frame or solid substrate

Pro-Panel II®

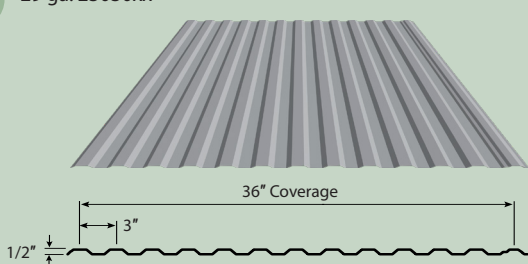
29 ga. 22908xx / 26 ga. 25113xx / 29 ga. (CF40) 22840xx



- Exposed fastened system
- Flat top trapezoidal rib
- Minimum slope 3:12
- 36" panel coverage
- 29 & 26 gauge
- Apply over open frame or solid substrate

DL-3 Panel

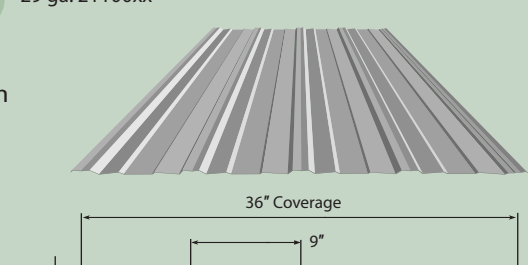
29 ga. 23030xx



- Exposed fastened system
- Trapezoidal rib
- Minimum slope 3:12
- 36" panel coverage
- 29 & 26 gauge
- Apply over open frame or solid substrate

Strongpanel

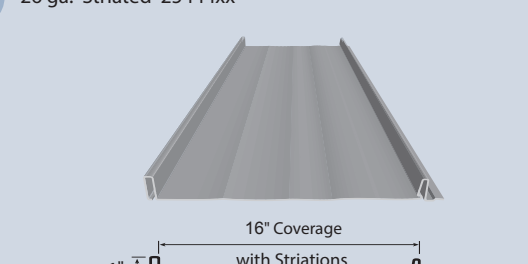
29 ga. 21100xx



- Exposed fastened system
- Classic board and batten design
- Minimum slope 3:12
- 36" panel coverage
- 29 gauge
- Apply over open frame or solid substrate

Image II™

26 ga. Striated 25444xx

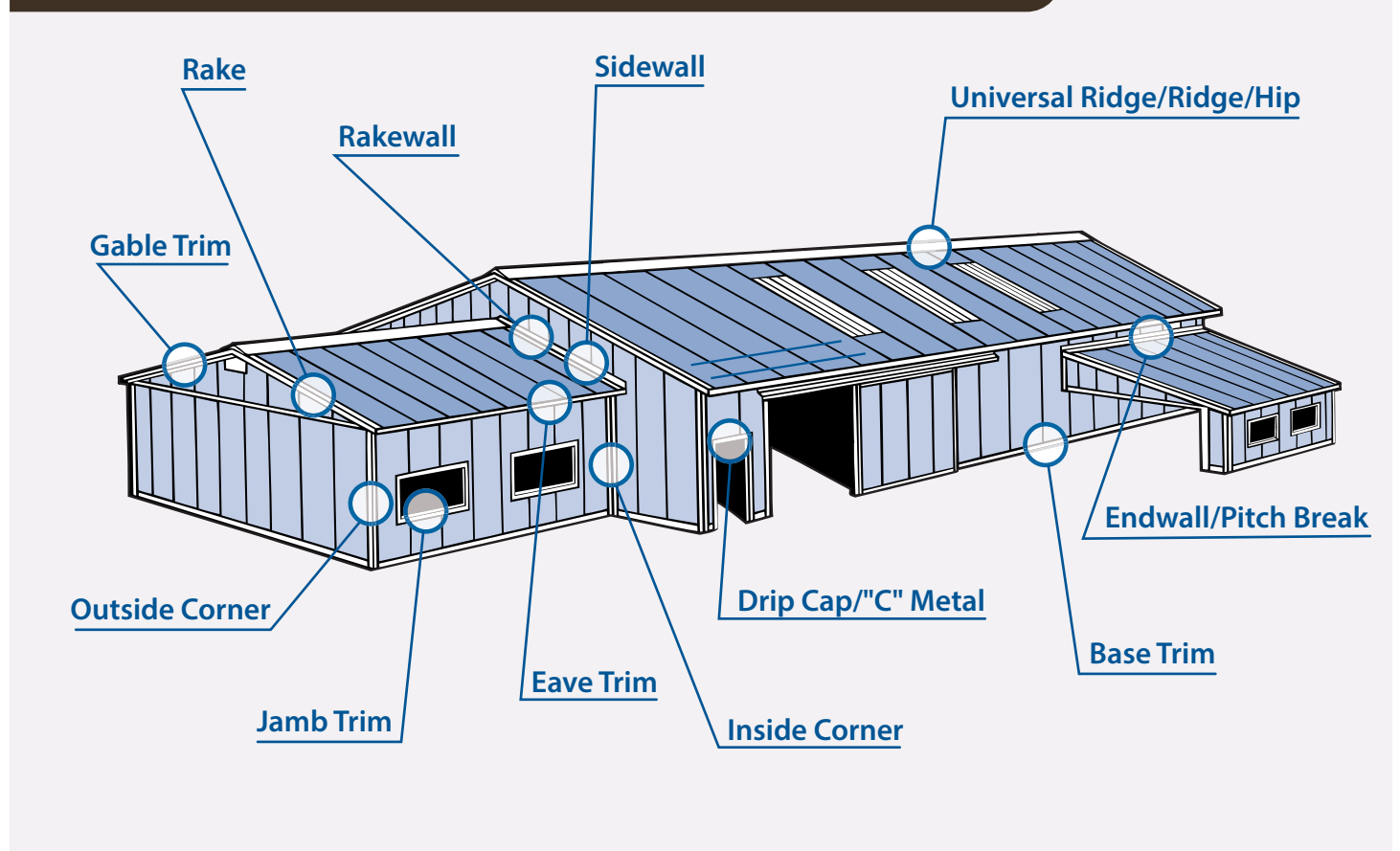


- Concealed fastened system
- 16" roof coverage
- Minimum slope 3:12
- 26 gauge
- 1" rib height

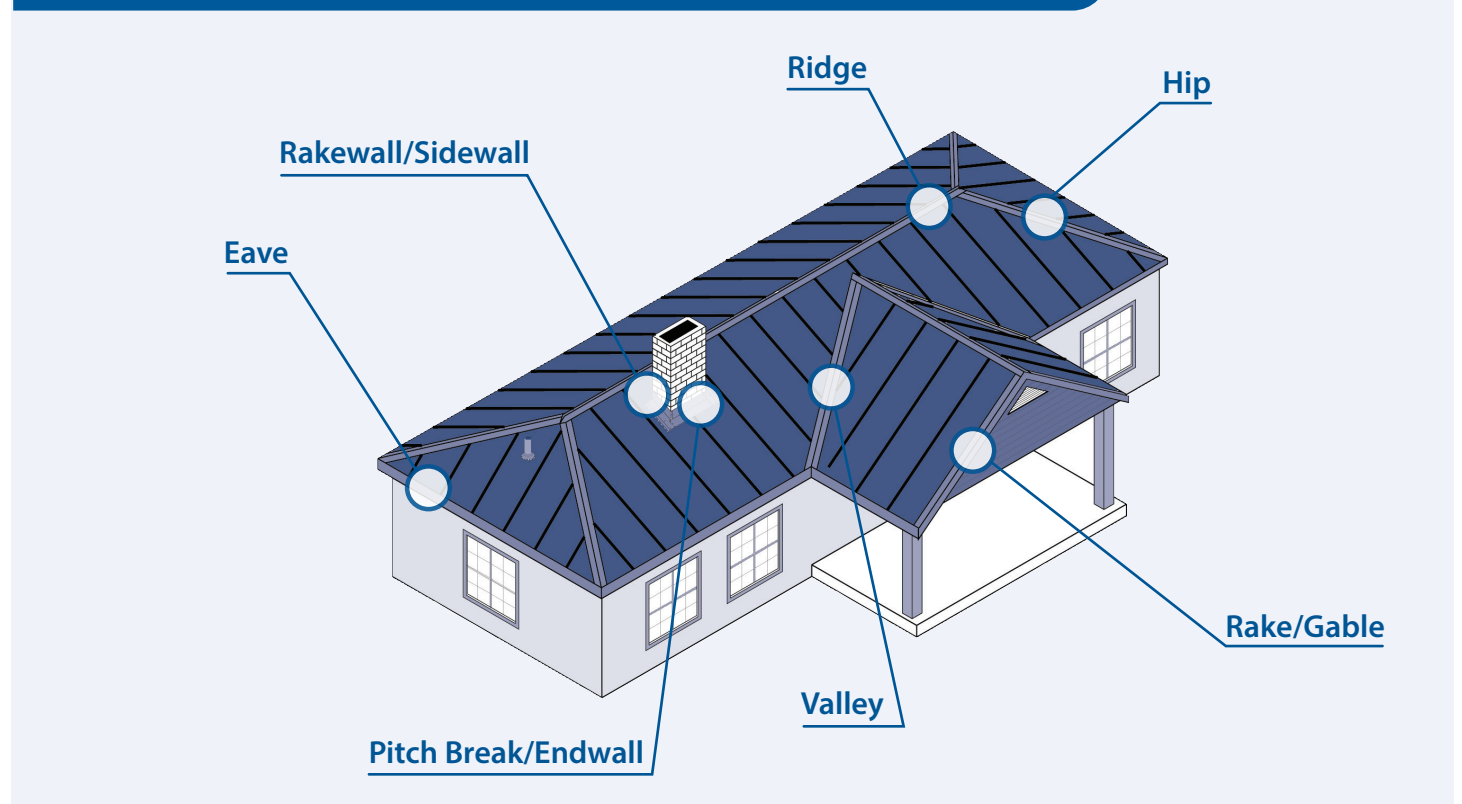
Standard Flashings and Trims

| | | | | | |
|-------------------------------------------------------|----------------------------------------------------------------------------------------------------------|----------------------------------------------------------------------------------------------------------------------|------------------------------------------------------|-------------------------------------------------|-----------------------------------------------------|
| 14" Universal Ridge 29 ga. 42023xx | 20" Universal Ridge 29 ga. 42072xx | 20" W-Valley 29 ga. 42079xx | Residential Ridge Cap 29 ga. 42310xx | Base Molding 29 ga. 42040xx | Framing Closure 29 ga. 49118xx |
| Inside Corner 29 ga. 42063xx | Outside Corner 29 ga. 10'-6" 42163xx 12'-6" 42166xx 14'-6" 42165xx 16'-6" 42167xx | Residential Outside Corner 29 ga. 10'-6" 42142xx 12'-6" 42143xx 14'-6" 42144xx 16'-6" 42145xx | Universal Endwall 29 ga. 42077xx | Universal Sidewall 29 ga. 42078xx | Pitch Break 29 ga. 53046xx |
| Gable Trim 29 ga. 42060xx | Residential Gable Trim 29 ga. 42059xx | Gambrel Trim 29 ga. 42524xx | "C" Metal 29 ga. 42274xx | Drip Cap 29 ga. 42044xx | Universal Flashing 29 ga. 42076xx |
| 90° Eave Molding 29 ga. 42054xx | 115° Eave Molding 29 ga. 42045xx | Residential Eave Molding 29 ga. 42055xx | Snow Guard 29 ga. 68617xx | Residential Fascia 29 ga. 42058xx | Double Angle 29 ga. 42043xx |
| Soffit "J" Trim 29 ga. 58661xx | Mini Angle 29 ga. 42064xx | Interior Ceiling Trim-3/4" 29 ga. 42880xx | Soffit Starter-3/8" 29 ga. 58662xx | Post Trim 3.5" 29 ga. 42067xx | Post Trim 5.5" 26 ga. 42068xx |
| Post Trim 7.25" 29 ga. 42069xx | Post Trim 9.25" 29 ga. 42070xx | Door Jamb Molding 7.25" 29 ga. 42041xx | Door Jamb Molding 9.25" 29 ga. 42042xx | Overhead Door Trim 29 ga. 42065xx | Overhead Door Trim Cap 29 ga. 42066xx |
| 14" Step Hip/Ridge Cover 26 ga. 55009xx | 11" Hip/Ridge Cover 26 ga. 55002xx | Rakewall 26 ga. 55056xx | Step Rakewall 26 ga. 55957xx | Rake 26 ga. 55951xx | Pitch Break 26 ga. 55048xx |
| Valley 26 ga. 55018xx | Image II Step Rake 26 ga. 55954xx | Cleat 26 ga. 5506099xx | Offset Cleat 26 ga. 5506499xx | Eave 26 ga. 55065xx | Extended Eave 26 ga. 55073xx |

Exposed Fastener/Multi Purpose Trims



Concealed Fastener Trims



Exposed Fastener/Multi Purpose

Concealed Fastener

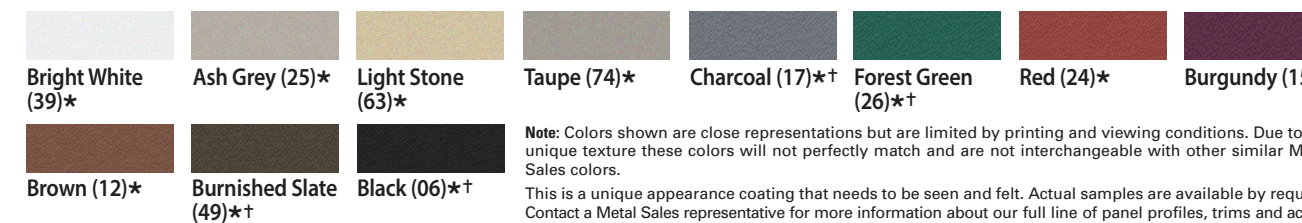
PANEL AND FLASHING GUIDE

| Color (Color Code) | Classic Rib® | | Pro-Panel II® | | DL-3 Panel | | Strongpanel 29 Ga. | Image II™ 26 Ga. |
|------------------------------|--------------|--------|---------------|--------|------------|--------|--------------------|------------------|
| | 29 Ga. | 26 Ga. | 29 Ga. | 26 Ga. | 29 Ga. | 26 Ga. | | |
| Ash Grey (25) | • | • | • | • | • | • | | • |
| Ash Grey Crinkle (25) | • | | • | | • | | | |
| Black (06) | • | • | • | • | • | • | | • |
| Black Crinkle (06) | • | | • | | • | | | • |
| Bone White (G94) | | | | | | | • | |
| Bright White (39) | • | • | • | • | • | • | • | • |
| Bright White Crinkle (39) | • | | • | | • | | | |
| Brown (12) | • | • | • | • | • | • | | • |
| Brown Crinkle (12) | • | | • | | • | | | |
| Burgundy (15) | • | • | • | • | • | • | • | • |
| Burgundy Crinkle (15) | • | | • | | • | | | |
| Burnished Slate (49) | • | • | • | • | • | • | | • |
| Burnished Slate Crinkle (49) | • | | • | | • | | | • |
| Carlsbad Canyon (10) | • | • | • | • | • | • | | |
| Charcoal (17) | • | • | • | • | • | • | | • |
| Charcoal (G4) | | | | | | | • | |
| Charcoal Crinkle (17) | • | | • | | • | | | • |
| Cocoa Brown (G2) | | | | | | | • | |
| Dark Green (G47) | | | | | | | • | |
| Fern Green (07) | • | • | • | • | • | • | | • |
| Forest Green (26) | • | • | • | • | • | • | | • |
| Forest Green Crinkle (26) | • | | • | | • | | | • |
| Galvalume (41) | | • | | • | | • | | • |
| Galvanized (00) | • | • | • | • | • | • | • | • |
| Hawaiian Blue (70) | • | • | • | • | • | • | | • |
| Ivory (28) | • | | • | | • | | | |
| Ivory (G8) | | | | | | | • | |
| Light Gray (G7) | | | | | | | • | |
| Light Stone (63) | • | • | • | • | • | • | | • |
| Light Stone Crinkle (63) | • | | • | | • | | | |
| Mocha Tan (22) | • | • | • | • | • | • | | • |
| Native Copper (190) | • | • | • | • | • | • | | • |
| Ocean Blue (35) | • | • | • | • | • | • | • | • |
| Patriot Red (73) | • | • | • | • | • | • | | • |
| Polar White (80) | | • | | • | | • | | • |
| Red (24) | • | • | • | • | • | • | | • |
| Red Crinkle (24) | • | | • | | • | | | |
| Rural Red (G1) | | | | | | | • | |
| Sand Tan (G6) | | | | | | | • | |
| Shadow Gray (G3) | | | | | | | • | |
| Shale Green (R7) | • | | • | | • | | | |
| Sierra White (G5) | | | | | | | • | |
| Taupe (74) | • | • | • | • | • | • | • | • |
| Taupe Crinkle (74) | • | | • | | • | | | |
| White (30) | • | • | • | • | • | • | | • |
| Zinc Grey (29) | • | • | • | • | • | • | | • |

29 Gauge Colors MS Colorfast45® 45 year finish warranty



29 Gauge MS Crinkle Finish Colors 45 year finish warranty (Galvalume substrate)



Note: Colors shown are close representations but are limited by printing and viewing conditions. Due to the unique texture these colors will not perfectly match and are not interchangeable with other similar Metal Sales colors. This is a unique appearance coating that needs to be seen and felt. Actual samples are available by request. Contact a Metal Sales representative for more information about our full line of panel profiles, trims and accessories to complete your project from start to finish.

† Available in 26 gauge Image II™

29 Gauge Strongpanel Colors MS Strongcoat45® 45 year finish warranty



26 Gauge Colors MS Colorfast45® 45 year finish warranty (Galvalume substrate)



24 ga. limited options in stock - please inquire about specific colors and options available at the Detroit Lakes, MN location.

*Premium Color - Upcharge will apply
Representation of colors will vary due to printing limitations. Color Charts and Sample Color Chips are available upon request.

