


# PBR-Panel

## Metal Sales Manufacturing Corporation



### Metal Roof and Wall Panel

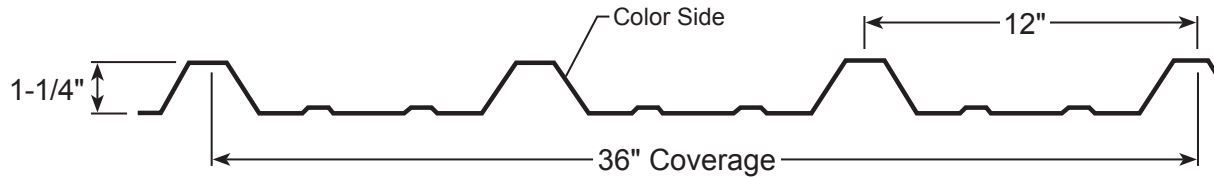
- ▶ Choose from PVDF, MS Colorfast45® or Acrylic Coated Galvalume®
- ▶ Installs over open framing or a solid substrate
- ▶ Available in a wide variety of colors
- ▶ 24 gauge and 26 gauge standard
- ▶ Minimum 1:12 slope



800.406.7387  
metalsales.us.com

**MS Metal Sales**™

## PROFILE



## TESTING

- ▶ **UL 2218 Impact Resistance:** Class 4
- ▶ **UL 790 Fire Resistance Rating:** Class A, per building code
- ▶ **UL 263 Fire Resistance Rating:** per assembly
- ▶ **ASTM E 1592:** Structural Performance
- ▶ **UL 580 Uplift Resistance Class 90 Construction:** #161
- ▶ **Texas Wind Storm:** Evaluations RC-198, RC-265 and RC-279
- ▶ **2020 FBC Approvals:** FL9482.4, FL10999.7 and FL14645.12
- ▶ **Miami-Dade County, Florida:** NOA 20-0331.02 - Wall
- ▶ **Miami-Dade County, Florida:** NOA 20-0331.03 - Roof

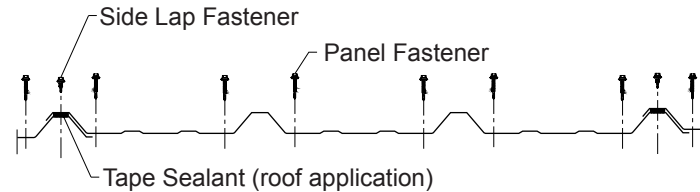
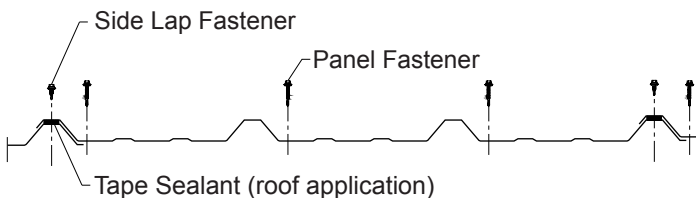
## GENERAL INFORMATION

- ▶ **Roof Slope:** Minimum 1:12
- ▶ **Substructure:** PBR-Panel is designed to be utilized over open framing or a solid substrate with a minimum 30# felt underlayment. To avoid panel distortion, use a properly aligned and uniform substructure.
- ▶ **Factory Cut Panel Length:** Minimum 5'-0". Maximum 45'-0"
- ▶ **Finishes:** Galvalume®, MS Colorfast45®, or PVDF colors.
- ▶ **Panel Fastener:** Attaching to Wood: #10-14 XL Wood Screw, Attaching to Steel: #12-14 XL Self Drilling Screw
- ▶ **Side Lap Fastener:** 1/4"-14 x 7/8" XL Stitch Screw
- ▶ **Trim Fastener:** 1/4"-14 x 7/8" XL Stitch Screw

## FASTENING PATTERNS

### Field of Panel

### Ends of Panel



For all specific warranty, application, installation, and technical information regarding these products, contact your Metal Sales representative.

## LOAD TABLE

SECTION PROPERTIES								ALLOWABLE UNIFORM LIVE LOADS, psf For various fastener spacings											
Ga	Width in	Yield ksi	Weight psf	Top in Compression		Bottom in Compression		Inward Load				Outward Load							
				Ixx in <sup>4</sup> /ft	Sxx in <sup>3</sup> /ft	Ixx in <sup>4</sup> /ft	Sxx in <sup>3</sup> /ft	2'	3'	4'	5'	6'	7'	2'	3'	4'	5'	6'	7'
26	36	80	0.84	0.0367	0.0367	0.0317	0.0458	261	129	76	49	35	23	223	107	62	40	28	21
24	36	50	1.09	0.0560	0.0579	0.0457	0.0613	330	153	88	57	39	29	314	145	83	53	37	27
22	36	50	1.43	0.0800	0.0860	0.0633	0.0816	453	207	118	76	53	39	474	217	124	80	55	41

1. Theoretical section properties have been calculated per AISI 2016 'North American Specification for the Design of Cold-Formed Steel Structural Members'. Ixx and Sxx are effective section properties for deflection and bending.
2. Allowable load is calculated in accordance with AISI 2016 specifications considering bending, shear, combined bending and shear and deflection. Allowable load considers the 3 or more equal spans condition. Allowable load does not address web crippling, fasteners, support material or load testing. Panel weight is not considered.
3. Deflection consideration is limited by a maximum deflection ratio of L/180 of span.
4. Allowable loads do not include a 1/3 stress increase for wind.

1376 ©MS/9-2023

## Metal Sales Manufacturing Corporation

[metalsales.us.com](http://metalsales.us.com)

Anchorage, AK: 866.640.7663  
 Bay City, MI: 888.777.7640  
 Deer Lake, PA: 800.544.2577  
 Denver, CO: 800.289.7663  
 Detroit Lakes, MN: 888.594.1394

Fontana, CA: 800.782.7953  
 Fort Smith, AR: 877.452.3915  
 Independence, MO: 800.747.0012  
 Jacksonville, FL: 800.394.4419  
 Jefferson, OH: 800.321.5833

Mocksville, NC: 800.228.6119  
 Nashville, TN: 800.251.8508  
 Rock Island, IL: 800.747.1206  
 Rogers, MN: 800.328.9316  
 Seattle, WA: 800.431.3470

Sellersburg, IN: 800.999.7777  
 Sioux Falls, SD: 888.299.0024  
 Spokane, WA: 800.572.6565  
 Temple, TX: 800.543.4415  
 Woodland, CA: 800.759.6019