


Color Chart

Midwest Branches

metalsales.us.com



Bright White (39)



White (30)



Bone White (94)



Polar White (80)



Light Stone (63)



Ash Grey (25)



Charcoal (17)



Zinc Grey (29)



Matte Black (106)



Black (06)




Mocha Tan (22)



Carlsbad Canyon (10)



Brown (12)



Dark Brown (44)



Burnished Slate (49)



Buckskin (H10)



Taupe (74)



Forest Green (26)



Fern Green (07)



Shale Green (R7)



Red (24)



Rural Red (G1)



Dark Red (46)*



Patriot Red (73)*



Burgundy (15)



Ocean Blue (35)



Hawaiian Blue (70)




Dark Blue (CB4)*



Native Copper (190)*




Galvalume (41)
45 Year Material Warranty




Bright White (39T)*
MS Crinkle Finish




Forest Green (26T)*
MS Crinkle Finish



Charcoal (17T)*
MS Crinkle Finish



Black (06T)*
MS Crinkle Finish




Galvanized (00)
No Warranty



Taupe (74T)*
MS Crinkle Finish



Brown (12T)*
MS Crinkle Finish



Burnished Slate (49T)*
MS Crinkle Finish

*Upcharge will apply

| Color Name (Color Code) | Detroit Lakes, MN | | Independence, MO | | Rock Island, IL | | Rogers, MN | | Sioux Falls, SD | |
|--|-------------------|----------|------------------|----------|-----------------|----------|-----------------|----------|-----------------|----------|
| | 29 GAUGE | 26 GAUGE | 29 GAUGE | 26 GAUGE | 29 GAUGE | 26 GAUGE | 29 GAUGE | 26 GAUGE | 29 GAUGE | 26 GAUGE |
| ASH GREY (25) | CF40/CF45 | CF45 | CF40/CF45 | CF45 | CF40/CF45/ELITE | CF45 | CF40/CF45 | CF45 | CF40/CF45/ELITE | — |
| BLACK (06) | CF40/CF45 | CF45 | CF40/CF45 | CF45 | CF40/CF45/ELITE | CF45 | CF40/CF45 | CF45 | CF40/CF45/ELITE | CF45 |
| BONE WHITE (94) | NS | — | CF45 | — | CF45/ELITE | — | NS | — | CF40/CF45/ELITE | — |
| BRIGHT WHITE (39) | CF40/CF45 | CF45 | CF40/CF45 | CF45 | CF40/CF45/ELITE | CF45 | CF40/CF45/ELITE | CF45 | CF40/CF45/ELITE | CF45 |
| BROWN (12) | CF40/CF45 | CF45 | CF40/CF45 | CF45 | CF40/CF45/ELITE | CF45 | CF40/CF45 | CF45 | CF40/CF45/ELITE | — |
| BUCKSKIN (H10) | NS | — | CF45 | CF45 | CF45 | — | NS | — | CF40/CF45/ELITE | — |
| BURGUNDY (15) | CF40/CF45 | CF45 | CF40/CF45 | CF45 | CF40/CF45/ELITE | CF45 | CF40/CF45 | CF45 | CF40/CF45/ELITE | — |
| BURNISHED SLATE (49) | CF40/CF45 | CF45 | CF40/CF45 | CF45 | CF40/CF45/ELITE | CF45 | CF40/CF45 | CF45 | CF40/CF45/ELITE | — |
| CARLSBAD CANYON (10) | CF45 | CF45 | CF45 | CF45 | NS | — | CF40/CF45 | CF45 | NS | — |
| CHARCOAL (17) | CF40/CF45 | CF45 | CF40/CF45 | CF45 | CF40/CF45/ELITE | CF45 | CF40/CF45 | CF45 | CF40/CF45/ELITE | CF45 |
| DARK BLUE (CB4) | NS | — | NS | — | KYNAR | — | KYNAR | — | NS | — |
| DARK BROWN (44) | NS | — | NS | — | CF45 | — | NS | — | NS | — |
| DARK RED (46) | NS | — | NS | — | CF45 | — | NS | — | NS | — |
| FERN GREEN (07) | CF45 | CF45 | NS | — | NS | — | CF40/CF45 | CF45 | NS | — |
| FOREST GREEN (26) | CF40/CF45 | CF45 | CF40/CF45 | CF45 | CF40/CF45/ELITE | CF45 | CF40/CF45 | CF45 | CF40/CF45/ELITE | — |
| HAWAIIAN BLUE (70) | ELITE | CF45 | — | CF45 | NS | — | — | CF45 | NS | — |
| LIGHT STONE (63) | CF40/CF45 | CF45 | CF40/CF45 | CF45 | CF40/CF45/ELITE | CF45 | CF40/CF45 | CF45 | CF40/CF45/ELITE | — |
| MATTE BLACK (106) | NS | — | NS | — | — | CF45 | NS | — | NS | — |
| MOCHA TAN (22) | CF40/CF45 | CF45 | CF40/CF45 | CF45 | CF40/CF45 | CF45 | CF40/CF45 | CF45 | CF40/CF45/ELITE | — |
| NATIVE COPPER (190) | CF45 | CF45 | CF45 | CF45 | CF45 | CF45 | CF45 | CF45 | CF45 | — |
| OCEAN BLUE (35) | CF40/CF45 | CF45 | CF45 | CF45 | CF40/CF45 | CF45 | CF40/CF45 | CF45 | CF40/CF45/ELITE | — |
| PATRIOT RED (73) | CF40/CF45 | CF45 | CF45 | CF45 | CF45/ELITE | CF45 | CF45 | CF45 | CF40/CF45/ELITE | — |
| POLAR WHITE (80) | — | CF45 | — | CF45 | — | CF45 | — | CF45 | — | — |
| RED (24) | CF40/CF45 | CF45 | CF40/CF45 | CF45 | CF40/CF45/ELITE | CF45 | CF40/CF45 | CF45 | CF40/CF45/ELITE | — |
| RURAL RED (G1) | NS | — | NS | — | NS | — | NS | — | CF45 | — |
| SHALE GREEN (R7) | CF45 | — | NS | — | NS | — | NS | — | NS | — |
| TAUPE (74) | CF40/CF45 | CF45 | CF40/CF45 | CF45 | CF40/CF45/ELITE | CF45 | CF40/CF45 | CF45 | CF40/CF45/ELITE | — |
| WHITE (30) | CF40/CF45 | CF45 | CF40/CF45 | CF45 | CF40/CF45/ELITE | CF45 | CF40/CF45 | CF45 | CF40/CF45/ELITE | — |
| ZINC GREY (29) | CF40/CF45 | CF45 | CF40/CF45 | CF45 | CF40/CF45/ELITE | CF45 | CF40/CF45 | CF45 | CF40/CF45/ELITE | — |
| Liner Panel, Perforated Steel or Solid Aluminum | | | | | | | | | | |
| BRIGHT WHITE (39) | LINER | — | LINER/SOLID-AL | — | LINER/SOLID-AL | — | LINER/PERF | — | LINER/ SOLID-AL | — |
| WHITE (30) | LINER | — | NS | — | NS | — | LINER | — | NS | — |
| MS Crinkle Finish | | | | | | | | | | |
| BLACK (06T) | ■ | ■ | ■ | NS | ■ | ■ | ■ | ■ | NS | NS |
| BRIGHT WHITE (39T) | ■ | — | NS | — | NS | — | NS | — | NS | — |
| BROWN (12T) | NS | — | NS | — | NS | — | ■ | — | NS | — |
| BURNISHED SLATE (49T) | ■ | NS | ■ | NS | ■ | ■ | ■ | ■ | NS | NS |
| CHARCOAL (17T) | ■ | ■ | ■ | NS | ■ | ■ | ■ | ■ | NS | NS |
| FOREST GREEN (26T) | NS | NS | NS | NS | NS | NS | ■ | ■ | NS | NS |
| TAUPE (74T) | ■ | — | NS | — | NS | — | NS | — | NS | — |
| Unpainted | | | | | | | | | | |
| GALVALUME® AZ55 (41) | ■ | ■ | ■ | ■ | ■ | ■ | ■ | ■ | NS | NS |
| GALVANIZED G90 (00) | ■ | ■ | ■ | NS | ■ | NS | ■ | ■ | ■ | ■ |

CF40 ▶ 29 Gauge ■ G35 Substrate ■ 40 Year Paint Warranty
CF45 ▶ 29 Gauge ■ G60 Substrate ■ 45 Year Paint Warranty
ELITE ▶ 29 Gauge ■ G100 Substrate ■ 45 Year Paint Warranty
CF45 ▶ 26 Gauge ■ AZ50 Substrate ■ 45 Year Paint Warranty

KYNAR ▶ 29 Gauge ■ AZ50 Substrate ■ 45 Year Paint Warranty
LINER ▶ 29 Gauge ■ G40 Substrate ■ No Warranty
NS ▶ Non-Stocked Color ■ Contact Branch CSR/TSM for Leadtime
— ▶ Contact Branch CSR/TSM for Availability

05/2025 1434

Metal Sales Midwest Branch Locations

metalsales.us.com

Detroit Lakes, MN
888.594.1394

Independence, MO
800.747.0012

Rock Island, IL
800.747.1206

Rogers, MN
800.328.9316

Sioux Falls, SD
888.299.0024