


# Classic Rib Panel

## Metal Sales Manufacturing Corporation



### Metal Roof, Wall and Liner Panel

- ▶ Choose from MS Colorfast45® or Acrylic Coated Galvalume®
- ▶ Applies over solid substrate or open framing
- ▶ 29 gauge and 26 gauge available
- ▶ Minimum roof slope 3:12

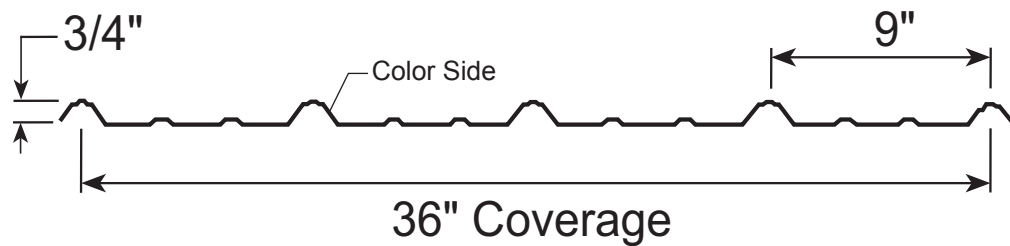


800.406.7387  
metalsales.us.com

**MS Metal Sales™**

# CLASSIC RIB®

## PROFILE



## PANEL INFORMATION

- ▶ 36" panel coverage
- ▶ Gauges: 29 ga. and 26 ga.
- ▶ Minimum roof slope: 3:12
- ▶ Up to a 45 year paint warranty and a 10 year edge corrosion warranty available

## TESTING AND APPROVALS

- ▷UL 2218 Impact Resistance - Class 4
- ▷UL 790 Fire Resistance Rating - Class A, per building code
- ▷UL 263 Fire Resistance Rating - per assembly
- ▷UL 580 Uplift Resistance - Class 90 Constructions: #560, 584
- ▷ASTM E 331, Water Penetration, with Strip Mastic in sidelap
- ▷ASTM E 455, Diaphragm Capacity
- ▷Texas Windstorm - Evaluations RC-161 and RC-391
- ▷2023 FBC Approvals - FL9482.2, FL9482.3, FL10999.3, FL10999.4, FL14645.6, FL14645.7, FL14645.8 and FL14645.9
- ▷Miami-Dade County, Florida NOA 21-0629.10 expires 8/24/2026
- ▷ICC Evaluation Report - ESR-2385

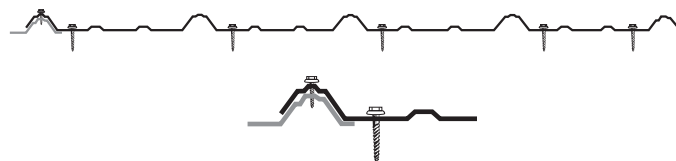
## GENERAL INFORMATION

- ▶ **Substructure:** Classic Rib is designed to be utilized over open structural framing or a solid substrate. To avoid panel distortion, use a properly aligned and uniform substructure.
- ▶ **Length:** Minimum factory cut length is 5'-0". Maximum recommended panel length is 45'-0". Longer panels require additional considerations in packaging, shipping and erection. Please consult Metal Sales for recommendations.
- ▶ **Fasteners:** The fastener selection guide should be consulted for choosing the proper fastener for specific applications. Quantity and type of fastener must meet necessary loading and code requirements.
- ▶ **Finishes:** Acrylic Coated Galvalume®, Galvanized, MS Colorfast45® or \*ColorFit40™.

*For all specific warranty, application, installation, and technical information regarding these products, contact your representative.*

*\*Not available at all locations.*

## FASTENING PATTERNS



## LOAD TABLE

SECTION PROPERTIES								ALLOWABLE UNIFORM LIVE LOADS psf (3 or More Equal Spans)											
Ga.	Width (in.)	Yield ksi	Weight psf	Top in Compression		Bottom in Compression		Inward Load						Outward Load					
				lxx in <sup>2</sup> /ft	Sxx in <sup>2</sup> /ft	lxx in <sup>2</sup> /ft	Sxx in <sup>2</sup> /ft	1.5'	2'	2.5'	3'	3.5'	4'	1.5'	2'	2.5'	3'	3.5'	4'
29	36	80	0.63	0.0097	0.0162	0.0060	0.0140	171	97	62	43	32	24	197	112	72	50	37	25
26	36	80	0.80	0.0123	0.0207	0.0080	0.0181	221	125	81	56	41	32	251	143	92	64	47	32

1. Theoretical section properties have been calculated per AISI 2016 "Specifications for the Design of Cold-formed Steel Structural Members." lxx and Sxx are effective section properties for deflection and bending.
2. Allowable load is calculated in accordance with AISI 2016 specifications considering bending, shear, combined bending & shear and deflection. Allowable load does not address web crippling, fasteners, support material or load testing. Allowable load considers the three or more equal spans condition. Panel weight is not considered.
3. Deflection consideration is limited by a maximum deflection ratio of L/180 of span.
4. Allowable loads do not include a 1/3 stress increase for wind.
5. *Diaphragm Capacity* - 246 plf average Ultimate Shear Strength using the above fastening pattern on 2x supports located 2' on center per ASTM E 455.

1101 ©MS/2-2024

## Metal Sales Manufacturing Corporation

Anchorage, AK: 866.640.7663  
 Bay City, MI: 888.777.7640  
 Deer Lake, PA: 800.544.2577  
 Denver, CO: 800.289.7663  
 Detroit Lakes, MN: 888.594.1394

Fontana, CA: 800.782.7953  
 Fort Smith, AR: 877.452.3915  
 Independence, MO: 800.747.0012  
 Jacksonville, FL: 800.394.4419  
 Jefferson, OH: 800.321.5833

Mocksville, NC: 800.228.6119  
 Nashville, TN: 800.251.8508  
 Rock Island, IL: 800.747.1206  
 Rogers, MN: 800.328.9316  
 Kelson, WA: 800.431.3470

## metalsales.us.com

Sellersburg, IN: 800.999.7777  
 Sioux Falls, SD: 888.299.0024  
 Spokane, WA: 800.572.6565  
 Temple, TX: 800.543.4415  
 Woodland, CA: 800.759.6019